SHANGHAI YONGMING ELECTRONICS CO

Conductive polymer tantalum electrolytic capacitor

CONDUCTIVE POLYMER TANTALUM ELECTROLYTIC CAPACITOR



■ Image retrieval

TQD15 ultra-thin products  P4

TQD19 Thin product  P6

TQD28 Standard products  P8

TQD42 Large capacity products  P10

TQW19 Thin product  P12

TQW42 Large capacity products  P13

■ Product List

category	series	Features	High pressure resistant products	Large capacity products	low ESR	Miniaturized products	Customized products	Rated Voltage Range (V)	Capacitance Range (μF)	ESR (mΩ)	Operating temperature range (°C)	page number
Conductive polymer Tantalum electrolytic capacitor	TQD15	Ultra-thin bottom-side terminals			●	●		16~63	10~100	50~120	-55~+105	4
	TQD19	Thin bottom-side terminals			●	●		16~35	33~220	50~120	-55~+105	6
	TQD28	Standard bottom-side terminals	●		●			16~100	4.7~270	50~100	-55~+105	8
	TQD42	High-capacity bottom-side terminals	●	●	●			16~100	12~470	70~100	-55~+105	10
	TQW19	Thin bottom-side terminals			●	●		35	100	100~120	-55~+105	12
	TQW42	High-capacity bottom-side terminals	●	●	●			25~75	22~330	60~100	-55~+105	13
	TQC	Custom-made products					●	16~100	Capacity requirements	Customer needs	Temperature requirements	/

■ Product System Diagram

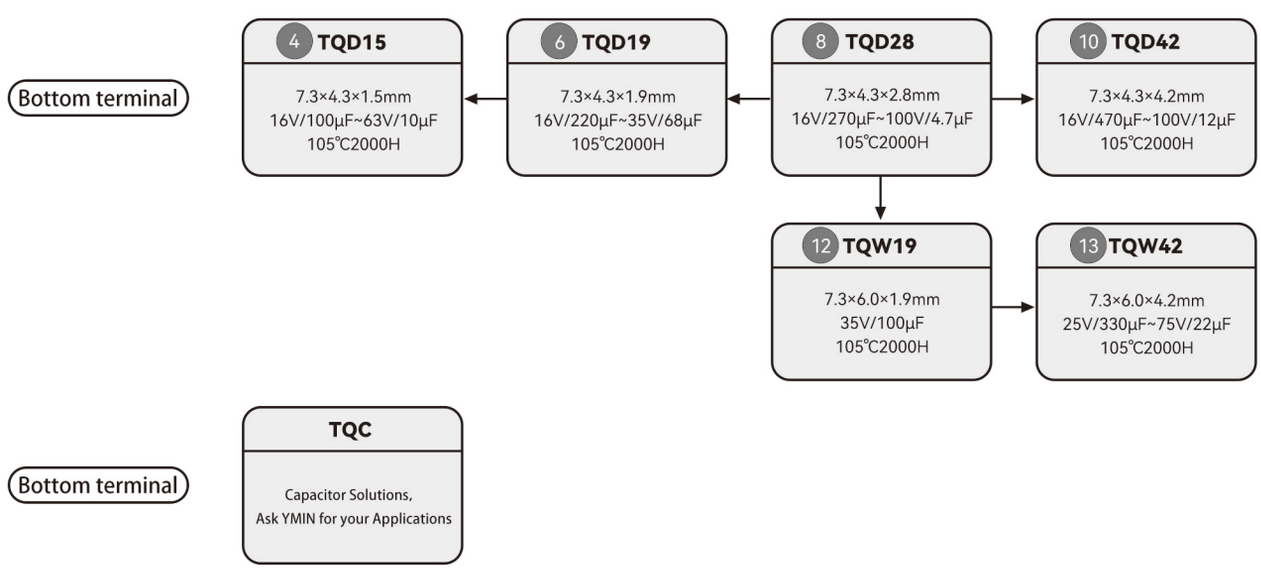

Capacitor Product Coding Rules

1	2	3

series	code
TQD15	TQD
TQD19	TQD
TQD28	TQD
TQD42	TQD
TQW19	TQW
TQW42	TQW

4	5	6

Capacity(μF)	code
1	1R0
1.5	1R5
2.2	2R2
2.7	2R7
3.3	3R3
3.9	3R9
4.7	4R7
5.6	5R6
6.8	6R8
8.2	8R2
10	100
12	120
15	150
22	220
27	270
33	330
39	390
47	470
56	560
68	680
82	820
100	101
120	121
150	151
180	181
220	221
270	271
330	331
390	391
470	471
560	561
680	681
820	821
1000	102
1200	122
1500	152

7

Capacity range	code
±10%	K
±20%	M

8	9

Voltage(V)	code
16	1C
20	1D
25	1E
35	1V
50	1H
63	1J
75	1K
100	2A

10	11	12

size(mm)	code
7.3*4.3*1.5	D15
7.3*4.3*1.9	D19
7.3*4.3*2.8	D28
7.3*4.3*4.2	D42
7.3*6.0*1.9	W19
7.3*6.0*4.2	W42

13	14	15	16

ESR(mΩ)	code
9	009R
11	011R
15	015R
20	020R
21	021R
35	035R
45	045R
70	070R
80	080R
90	090R
100	100R
120	120R
150	150R
200	200R
300	300R

17

temperature (°C)	code
85	D
105	N
125	H

Code rules: Add the first two digits to the number of trailing zeros, where R represents the decimal point.

■ Reel Specifications

单位:mm

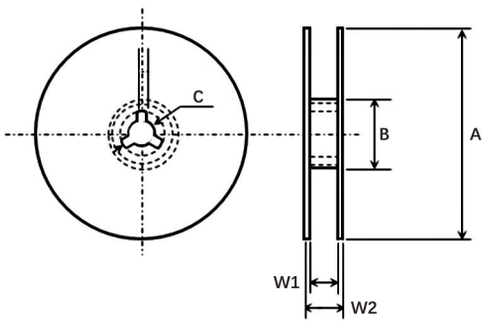

Applicable series：TQD15/TQD19/TQD28/TQD42/TQW19/TQW42

A	B	C	W1	W2
Φ180±2	Φ60±2	Φ13±0.2	14±0.5	20±1
Φ300±2	Φ80±2	Φ13±0.2	14±0.5	20±1

■ braiding specifications

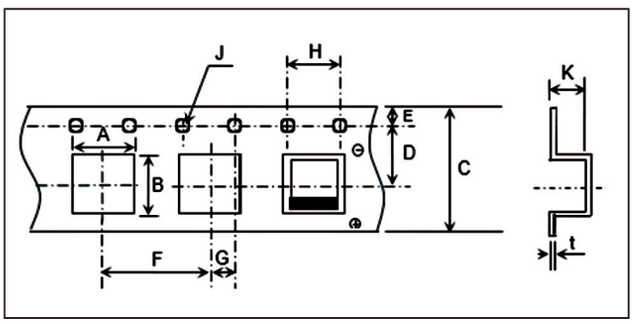

Unit: mm

series	A±0.1	B±0.1	C±0.3	D±0.05	E±0.1	F±0.1	G±0.05	H±0.1	$J^{+0.1}_{-0}$	K±0.1	t±0.05
TQD15	4.5	7.5	12.0	5.5	1.75	8.0	2.0	4.0	Φ1.5	1.7	0.3
TQD19	4.5	7.5	12.0	5.5	1.75	8.0	2.0	4.0	Φ1.5	2.4	0.3
TQD28	4.5	7.5	12.0	5.5	1.75	8.0	2.0	4.0	Φ1.5	3.2	0.3
TQD42	4.5	7.5	12.0	5.5	1.75	8.0	2.0	4.0	Φ1.5	4.6	0.3
TQW19	6.4	7.5	12.0	5.5	1.75	8.0	2.0	4.0	Φ1.5	2.4	0.3
TQW42	6.4	7.5	12.0	5.5	1.75	8.0	2.0	4.0	Φ1.5	4.6	0.3

■ Packaging quantity

Unit: pcs

series	Product Dimensions	7-inch reel	13-inch reel
TQD15	7.3*4.3*1.5	1000	4000
TQD19	7.3*4.3*1.9	1000	3000
TQD28	7.3*4.3*2.8	500	2500
TQD42	7.3*4.3*4.2	500	2000
TQW19	7.3*6.0*1.9	500	3000
TQW42	7.3*6.0*4.2	400	1000

TQD15

◆Slim profile (L7.3×W4.3×H1.5)
◆Bottom-side terminals, low ESL
◆Low ESR, high ripple current
◆RoHS compliant (2011/65/EU)



■ Main technical parameters

project	characteristic
Operating temperature range	－55~+105℃
Rated operating voltage	16~63V
Capacity range	10~100μF 120Hz/20℃
Capacity tolerance	±20%（120Hz/20℃）
Loss tangent	Values below the standard product list: 120Hz/20℃
Leakage current	Values below the standard product list: Charged for 5 minutes at rated voltage, 20℃
Equivalent series resistance (ESR)	Values below the standard product list: 100kHz/20℃
Surge voltage (V)	1.15 times the rated voltage
Durability	Under rated temperature, after applying the rated operating voltage for 2000 hours and being placed at 20° C for 16 hours, the product should meet the following requirements: Rate of change of capacitance: ±20% of the initial value Loss tangent: ≦ 150% of the initial specification value Leakage current: ≦ Initial specification value
High temperature and humidity	After being placed at 60℃ and 90%~95%RH for 500 hours without applying voltage, and then placed at 20℃ for 16 hours, the product should meet the following requirements: Rate of change of capacitance: +40% -20% of the initial value Loss tangent: ≦ 150% of the initial specification value Leakage current: ≦ 300% of the initial specification value

■ logo

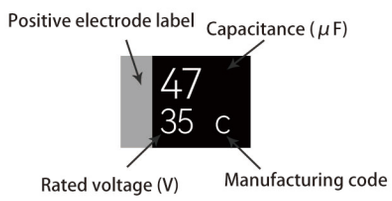

■ External dimensions

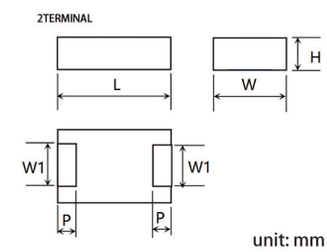

unit: mm

L±0.2	W±0.2	H±0.1	W1±0.1	P±0.2
7.3	4.3	1.5	2.4	1.3

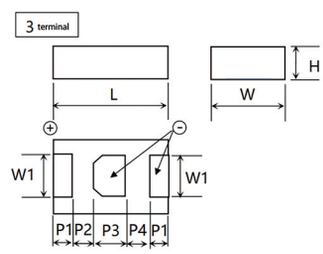

L±0.3	W±0.2	H±0.1	W1±0.1	P1±0.2	P2±0.2	P3±0.2	P4±0.2
7.3	4.3	1.5	2.4	1.3	1.6	2.0	1.6

■ Temperature coefficient of rated ripple current

Temperature	-55℃ < T≦45℃	45℃ < T≦85℃	85℃ < T≦105℃
Rated 105℃, coefficient	1.0	0.7	0.25

Note: The capacitor surface temperature should not exceed the product's maximum operating temperature.

■ Rated ripple current frequency correction factor

Frequency (Hz)	120Hz	1kHz	10kHz	100~300kHz
Correction Factor	0.10	0.45	0.50	1.00

TQD15

■ List of Standard Products

Rated voltage (V)	Rated temperature (° C)	Category Voltage (V)	Category Temperature (° C)	Nominal Capacity (μF)	Product dimensions (mm)			L.C. (μA, 5min)	Tan δ 120Hz	ESR (mΩ 100KHz)	Rated ripple current (mA/r.m.s) 45℃ 100KHz
					L	W	H				
16	105℃	16	105℃	100	7.3	4.3	1.5	160	0.10	50	2200
	105℃	16	105℃	100	7.3	4.3	1.5	160	0.10	100	1400
35	105℃	35	105℃	47	7.3	4.3	1.5	164.5	0.10	100	1400
	105℃	35	105℃	47	7.3	4.3	1.5	164.5	0.10	120	1200
63	105℃	63	105℃	10	7.3	4.3	1.5	63	0.10	100	1400

TQD19

- ◆ Ultra-thin design (L7.3×W4.3×H1.9)
- ◆ Bottom-mounted terminals, low ESL
- ◆ Low ESR, high ripple current
- ◆ RoHS compliant (2011/65/EU)



■ Main technical parameters

project	characteristic
Operating temperature range	－55~+105℃
Rated operating voltage	16~35V
Capacity range	33~220μF 120Hz/20℃
Capacity tolerance	±20%（120Hz/20℃）
Loss tangent	Values below the standard product list: 120Hz/20℃
Leakage current	Values below the standard product list: Charged for 5 minutes at rated voltage, 20℃
Equivalent series resistance (ESR)	Values below the standard product list: 100kHz/20℃
Surge voltage (V)	1.15 times the rated voltage
Durability	Under rated temperature, after applying the rated operating voltage for 2000 hours and being placed at 20° C for 16 hours, the product should meet the following requirements: Rate of change of capacitance: ±20% of the initial value Loss tangent: ≦ 150% of the initial specification value Leakage current: ≦ Initial specification value
High temperature and humidity	After being placed at 60℃ and 90%~95%RH for 500 hours without applying voltage, and then placed at 20℃ for 16 hours, the product should meet the following requirements: Rate of change of capacitance: +40% -20% of the initial value Loss tangent: ≦ 150% of the initial specification value Leakage current: ≦ 300% of the initial specification value

■ logo

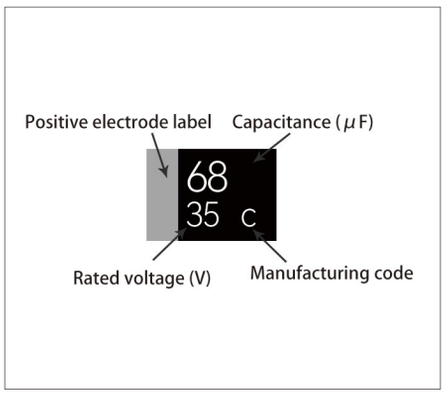

■ External dimensions

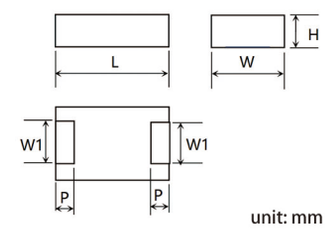

unit: mm

L±0.2	W±0.2	H±0.1	W1±0.1	P±0.2
7.3	4.3	1.9	2.4	1.3

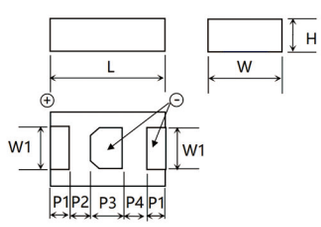

L±0.3	W±0.2	H±0.1	W1±0.1	P1±0.2	P2±0.2	P3±0.2	P4±0.2
7.3	4.3	1.9	2.4	1.3	1.6	2.0	1.6

■ Temperature coefficient of rated ripple current

Temperature	-55℃ < T≦45℃	45℃ < T≦85℃	85℃ < T≦105℃
Rated 105℃, coefficient	1.0	0.7	0.25

Note: The capacitor surface temperature should not exceed the product's maximum operating temperature.

■ Rated ripple current frequency correction factor

Frequency (Hz)	120Hz	1kHz	10kHz	100~300kHz
Correction Factor	0.10	0.45	0.50	1.00

TQD19

■ List of Standard Products

Rated voltage (V)	Rated temperature (° C)	Category Voltage (V)	Category Temperature (° C)	Nominal Capacity (μF)	Product dimensions (mm)			L.C. (μA, 5min)	Tan δ 120Hz	ESR (mΩ 100KHz)	Rated ripple current (mA/r.m.s) 45℃ 100KHz
					L	W	H				
16	105℃	16	105℃	47	7.3	4.3	1.9	75.2	0.10	100	1400
	105℃	16	105℃	68	7.3	4.3	1.9	108.8	0.10	100	1400
	105℃	16	105℃	100	7.3	4.3	1.9	160	0.10	50	2200
	105℃	16	105℃	100	7.3	4.3	1.9	160	0.10	100	1400
	105℃	16	105℃	220	7.3	4.3	1.9	352	0.10	50	2200
	105℃	16	105℃	220	7.3	4.3	1.9	352	0.10	100	1400
25	105℃	25	105℃	33	7.3	4.3	1.9	82.5	0.10	60	1900
	105℃	25	105℃	33	7.3	4.3	1.9	82.5	0.10	100	1400
	105℃	25	105℃	100	7.3	4.3	1.9	250	0.10	60	1900
	105℃	25	105℃	100	7.3	4.3	1.9	250	0.10	100	1400
35	105℃	35	105℃	47	7.3	4.3	1.9	164.5	0.10	100	1400
	105℃	35	105℃	47	7.3	4.3	1.9	164.5	0.10	120	1200
	105℃	35	105℃	68	7.3	4.3	1.9	238	0.10	100	1400
	105℃	35	105℃	68	7.3	4.3	1.9	238	0.10	120	1200

TQD28

◆Slim profile (L7.3×W4.3×H2.8)

◆Bottom-side terminals, low ESL

◆Low ESR, high ripple current

◆RoHS compliant (2011/65/EU)



■ Main technical parameters

project	characteristic
Operating temperature range	－55~+105℃
Rated operating voltage	16~100V
Capacity range	4.7~270μF 120Hz/20℃
Capacity tolerance	±20%（120Hz/20℃）
Loss tangent	Values below the standard product list: 120Hz/20℃
Leakage current	Values below the standard product list: Charging for 5 minutes at rated voltage, 20℃
Equivalent series resistance (ESR)	Values below the standard product list: 100kHz/20℃
Surge voltage (V)	1.15 times the rated voltage
Durability	Under rated temperature, after applying the rated operating voltage for 2000 hours and being placed at 20° C for 16 hours, the product should meet the following requirements: Rate of change of capacitance: ±20% of the initial value Loss tangent: ≦ 150% of the initial specification value Leakage current: ≦ Initial specification value
High temperature and humidity	After being placed at 60℃ and 90%~95%RH for 500 hours without applying voltage, and then placed at 20℃ for 16 hours, the product should meet the following requirements: Rate of change of capacitance: +40% -20% of the initial value Loss tangent: ≦ 150% of the initial specification value Leakage current: ≦ 300% of the initial specification value

■ logo

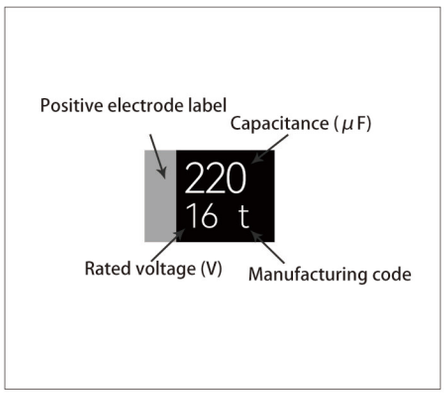

■ External dimensions

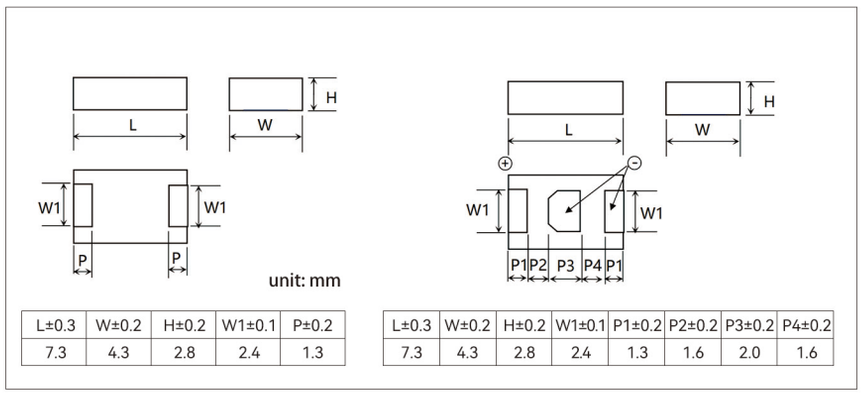

L±0.3	W±0.2	H±0.2	W1±0.1	P±0.2
7.3	4.3	2.8	2.4	1.3

L±0.3	W±0.2	H±0.2	W1±0.1	P1±0.2	P2±0.2	P3±0.2	P4±0.2
7.3	4.3	2.8	2.4	1.3	1.6	2.0	1.6

■ Temperature coefficient of rated ripple current

Temperature	-55℃ < T≦45℃	45℃ < T≦85℃	85℃ < T≦105℃
Rated 105℃, coefficient	1.0	0.7	0.25

Note: The capacitor surface temperature should not exceed the product's maximum operating temperature.

■ Rated ripple current frequency correction factor

Frequency (Hz)	120Hz	1kHz	10kHz	100~300kHz
Correction Factor	0.10	0.45	0.50	1.00

TQD28

■ List of Standard Products

Rated voltage (V)	Rated temperature (° C)	Category Voltage (V)	Category Temperature (° C)	Nominal Capacity (μF)	Product dimensions (mm)			L.C. (μA, 5min)	Tan δ 120Hz	ESR (mΩ 100KHz)	Rated ripple current (mA/r.m.s) 45℃ 100KHz
					L	W	H				
16	105℃	16	105℃	150	7.3	4.3	2.8	240	0.10	50	2300
	105℃	16	105℃	150	7.3	4.3	2.8	240	0.10	100	1800
	105℃	16	105℃	220	7.3	4.3	2.8	352	0.10	50	2300
	105℃	16	105℃	220	7.3	4.3	2.8	352	0.10	100	1800
	105℃	16	105℃	270	7.3	4.3	2.8	432	0.10	50	2300
	105℃	16	105℃	270	7.3	4.3	2.8	432	0.10	100	1800
20	105℃	20	105℃	100	7.3	4.3	2.8	200	0.10	60	2200
	105℃	20	105℃	100	7.3	4.3	2.8	200	0.10	100	1800
25	105℃	25	105℃	47	7.3	4.3	2.8	117.5	0.10	60	2200
	105℃	25	105℃	47	7.3	4.3	2.8	117.5	0.10	100	1800
	105℃	25	105℃	68	7.3	4.3	2.8	170	0.10	60	2200
	105℃	25	105℃	68	7.3	4.3	2.8	170	0.10	100	1800
	105℃	25	105℃	100	7.3	4.3	2.8	250	0.10	60	2200
	105℃	25	105℃	100	7.3	4.3	2.8	250	0.10	100	1800
50	105℃	50	105℃	10	7.3	4.3	2.8	50	0.10	100	1800
	105℃	50	105℃	22	7.3	4.3	2.8	110	0.10	100	1800
63	105℃	63	105℃	10	7.3	4.3	2.8	63	0.10	100	1800
75	105℃	75	105℃	6.8	7.3	4.3	2.8	51	0.10	100	1800
	105℃	75	105℃	10	7.3	4.3	2.8	75	0.10	100	1800
100	105℃	100	105℃	4.7	7.3	4.3	2.8	47	0.10	100	1800

TQD42

◆Slim profile (L7.3×W4.3×H4.2)

◆Bottom terminals, low ESL

◆High voltage withstand (100V max.)

◆RoHS compliant (2011/65/EU)



■ Main technical parameters

project	characteristic
Operating temperature range	－55~+105℃
Rated operating voltage	16~100V
Capacity range	12~470μF 120Hz/20℃
Capacity tolerance	±20%（120Hz/20℃）
Loss tangent	Values below the standard product list: 120Hz/20℃
Leakage current	Values below the standard product list: Charged for 5 minutes at rated voltage, 20℃
Equivalent series resistance (ESR)	Values below the standard product list: 100kHz/20℃
Surge voltage (V)	1.15 times the rated voltage
Durability	Under rated temperature, after applying the rated operating voltage for 2000 hours and being placed at 20° C for 16 hours, the product should meet the following requirements: Rate of change of capacitance: ±20% of the initial value Loss tangent: ≦ 150% of the initial specification value Leakage current: ≦ Initial specification value
High temperature and humidity	After being placed at 60℃ and 90%~95%RH for 500 hours without applying voltage, and then placed at 20℃ for 16 hours, the product should meet the following requirements: Rate of change of capacitance: +40% -20% of the initial value Loss tangent: ≦ 150% of the initial specification value Leakage current: ≦ 300% of the initial specification value

■ logo

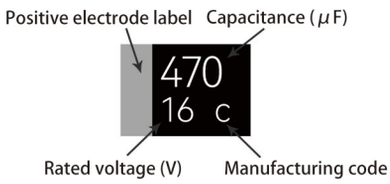

■ External dimensions

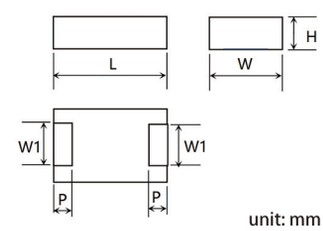

unit: mm

L±0.3	W±0.2	H±0.2	W1±0.1	P±0.2
7.3	4.3	4.2	2.4	1.3

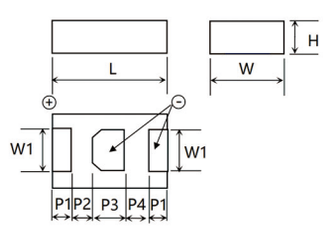

L±0.3	W±0.2	H±0.2	W1±0.1	P1±0.2	P2±0.2	P3±0.2	P4±0.2
7.3	4.3	4.2	2.4	1.3	1.6	2.0	1.6

■ Temperature coefficient of rated ripple current

Temperature	-55℃ < T≦45℃	45℃ < T≦85℃	85℃ < T≦105℃
Rated 105℃, coefficient	1.0	0.7	0.25

Note: The capacitor surface temperature should not exceed the product's maximum operating temperature.

■ Rated ripple current frequency correction factor

Frequency (Hz)	120Hz	1kHz	10kHz	100~300kHz
Correction Factor	0.10	0.45	0.50	1.00

TQD42

■ List of Standard Products

Rated voltage (V)	Rated temperature (° C)	Category Voltage (V)	Category Temperature (° C)	Nominal Capacity (μF)	Product dimensions (mm)			L.C. (μA, 5min)	Tan δ 120Hz	ESR (mΩ 100KHz)	Rated ripple current (mA/r.m.s) 45℃ 100KHz
					L	W	H				
16	105℃	16	105℃	330	7.3	4.3	4.2	528	0.10	100	2000
	105℃	16	105℃	470	7.3	4.3	4.2	752	0.10	70	2400
	105℃	16	105℃	470	7.3	4.3	4.2	752	0.10	100	2000
25	105℃	25	105℃	220	7.3	4.3	4.2	550	0.10	100	2000
35	105℃	35	105℃	47	7.3	4.3	4.2	164.5	0.10	100	2000
	105℃	35	105℃	68	7.3	4.3	4.2	238	0.10	100	2000
	105℃	35	105℃	100	7.3	4.3	4.2	350	0.10	100	2000
50	105℃	50	105℃	47	7.3	4.3	4.2	235	0.10	100	2000
	105℃	50	105℃	68	7.3	4.3	4.2	340	0.10	100	2000
63	105℃	63	105℃	22	7.3	4.3	4.2	138.6	0.10	100	2000
	105℃	63	105℃	33	7.3	4.3	4.2	208	0.10	100	2000
75	105℃	75	105℃	18	7.3	4.3	4.2	135	0.10	100	2000
100	105℃	100	105℃	12	7.3	4.3	4.2	120	0.10	100	2000

TQW19

◆Slim profile (L7.3×W6.0×H1.9)

◆Bottom-side terminals, low ESL

◆Low ESR, high ripple current

◆RoHS compliant (2011/65/EU)



■ Main technical parameters

project	characteristic
Operating temperature range	－55~+105℃
Rated operating voltage	35V
Capacity range	100μF 120Hz/20℃
Capacity tolerance	±20%（120Hz/20℃）
Loss tangent	Values below the standard product list: 120Hz/20℃
Leakage current	Values below the standard product list: Charged for 5 minutes at rated voltage, 20℃
Equivalent series resistance (ESR)	Values below the standard product list: 100kHz/20℃
Surge voltage (V)	1.15 times the rated voltage
Durability	Under rated temperature, after applying the rated operating voltage for 2000 hours and being placed at 20° C for 16 hours, the product should meet the following requirements: Rate of change of capacitance: ±20% of the initial value Loss tangent: ≦ 150% of the initial specification value Leakage current: ≦ Initial specification value
High temperature and humidity	After being placed at 60℃ and 90%~95%RH for 500 hours without applying voltage, and then placed at 20℃ for 16 hours, the product should meet the following requirements: Rate of change of capacitance: +40% -20% of the initial value Loss tangent: ≦ 150% of the initial specification value Leakage current: ≦ 300% of the initial specification value

■ logo

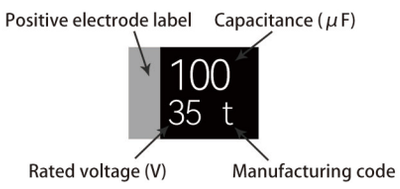

■ External dimensions

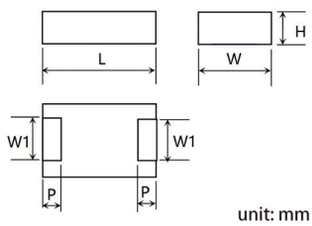

unit: mm

L±0.3	W±0.3	H±0.1	W1±0.1	P±0.2
7.3	6.0	1.9	4.1	1.3

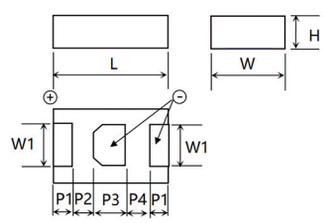

L±0.3	W±0.3	H±0.1	W1±0.1	P1±0.2	P2±0.2	P3±0.2	P4±0.2
7.3	6.0	1.9	4.1	1.3	1.6	2.0	1.6

■ Temperature coefficient of rated ripple current

Temperature	-55℃ < T≦45℃	45℃ < T≦85℃	85℃ < T≦105℃
Rated 105℃, coefficient	1.0	0.7	0.25

Note: The capacitor surface temperature should not exceed the product's maximum operating temperature.

■ Temperature coefficient of rated ripple current

Temperature	120Hz	1kHz	10kHz	100~300kHz
Rated 105℃, coefficient	0.10	0.45	0.50	1.00

■ List of Standard Products

Rated voltage (V)	Rated temperature (° C)	Category Voltage (V)	Category Temperature (° C)	Nominal Capacity (μF)	Product dimensions (mm) L	W	H	L.C. (μA, 5min)	Tan δ 120Hz	ESR (mΩ 100KHz)	Rated ripple current (mA/r.m.s) 45℃ 100KHz
35	105℃	35	105℃	100	7.3	6.0	1.9	350	0.10	100	1600

TQW42



◆Slim profile (L7.3×W6.0×H1.9)

◆Bottom-side terminals, low ESL

◆Low ESR, high ripple current

◆RoHS compliant (2011/65/EU)

■ Main technical parameters

project	characteristic
Operating temperature range	－55~+105℃
Rated operating voltage	25~75V
Capacity range	22~330μF 120Hz/20℃
Capacity tolerance	±20%（120Hz/20℃）
Loss tangent	Values below the standard product list: 120Hz/20℃
Leakage current	Values below the standard product list: Charged for 5 minutes at rated voltage, 20℃
Equivalent series resistance (ESR)	Values below the standard product list: 100kHz/20℃
Surge voltage (V)	1.15 times the rated voltage
Durability	Under rated temperature, after applying the rated operating voltage for 2000 hours and being placed at 20° C for 16 hours, the product should meet the following requirements: Rate of change of capacitance: ±20% of the initial value Loss tangent: ≦ 150% of the initial specification value Leakage current: ≦ Initial specification value
High temperature and humidity	After being placed at 60℃ and 90%~95%RH for 500 hours without applying voltage, and then placed at 20℃ for 16 hours, the product should meet the following requirements: Rate of change of capacitance: +40% -20% of the initial value Loss tangent: ≦ 150% of the initial specification value Leakage current: ≦ 300% of the initial specification value

■ logo



■ External dimensions

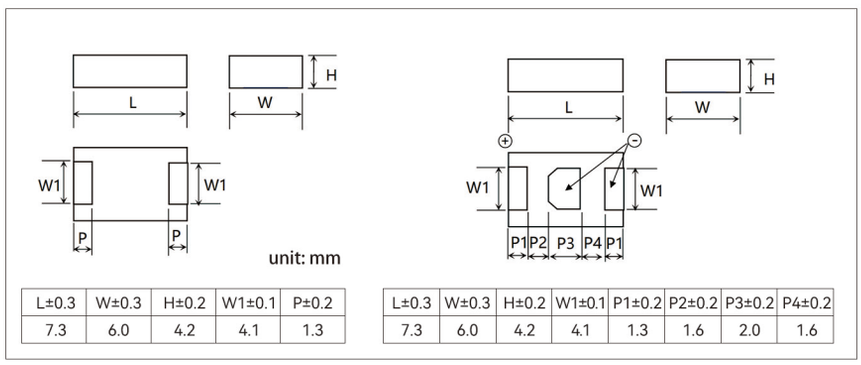

L±0.3	W±0.3	H±0.2	W1±0.1	P±0.2
7.3	6.0	4.2	4.1	1.3

L±0.3	W±0.3	H±0.2	W1±0.1	P1±0.2	P2±0.2	P3±0.2	P4±0.2
7.3	6.0	4.2	4.1	1.3	1.6	2.0	1.6

■ Temperature coefficient of rated ripple current

Temperature	-55℃ < T≦45℃	45℃ < T≦85℃	85℃ < T≦105℃
Rated 105℃, coefficient	1.0	0.7	0.25

Note: The capacitor surface temperature should not exceed the product's maximum operating temperature.

■ Temperature coefficient of rated ripple current

Temperature	120Hz	1kHz	10kHz	100~300kHz
Rated 105℃, coefficient	0.10	0.45	0.50	1.00

TQW42

■ List of Standard Products

Rated voltage (V)	Rated temperature (° C)	Category Voltage (V)	Category Temperature (° C)	Nominal Capacity (μF)	Product dimensions (mm)			L.C. (μA, 5min)	Tan δ 120Hz	ESR (mΩ 100KHz)	Rated ripple current (mA/r.m.s) 45℃ 100KHz
					L	W	H				
25	105℃	25	105℃	100	7.3	6.0	4.2	250	0.10	60	2600
	105℃	25	105℃	100	7.3	6.0	4.2	250	0.10	100	2050
	105℃	25	105℃	220	7.3	6.0	4.2	550	0.10	60	2600
	105℃	25	105℃	220	7.3	6.0	4.2	550	0.10	100	2050
	105℃	25	105℃	330	7.3	6.0	4.2	825	0.10	60	2600
	105℃	25	105℃	330	7.3	6.0	4.2	825	0.10	100	2050
35	105℃	35	105℃	100	7.3	6.0	4.2	350	0.10	100	2050
	105℃	35	105℃	150	7.3	6.0	4.2	525	0.10	100	2050
	105℃	35	105℃	220	7.3	6.0	4.2	770	0.10	100	2050
50	105℃	50	105℃	68	7.3	6.0	4.2	340	0.10	100	2050
63	105℃	63	105℃	47	7.3	6.0	4.2	296	0.10	100	2050
75	105℃	75	105℃	22	7.3	6.0	4.2	165	0.10	100	2050

CAPACITOR SOLUTIONS, ASK YMIN FOR YOUR APPLICATIONS

RESPOND QUICKLY AND ACCURATELY TO CUSTOMER NEEDS

SHANGHAI YONGMING ELECTRONICS CO, LTD.

POSTCODE: 201406
EMAIL: YMIN-SALE@YMIN.COM
WEBSITE: WWW.YMIN.COM
ADDRESS: NO. 258, GUANGCUN ROAD, YANGWANG ECONOMIC PARK,
NANQIAO TOWN, FENGXIAN DISTRICT, SHANGHAI